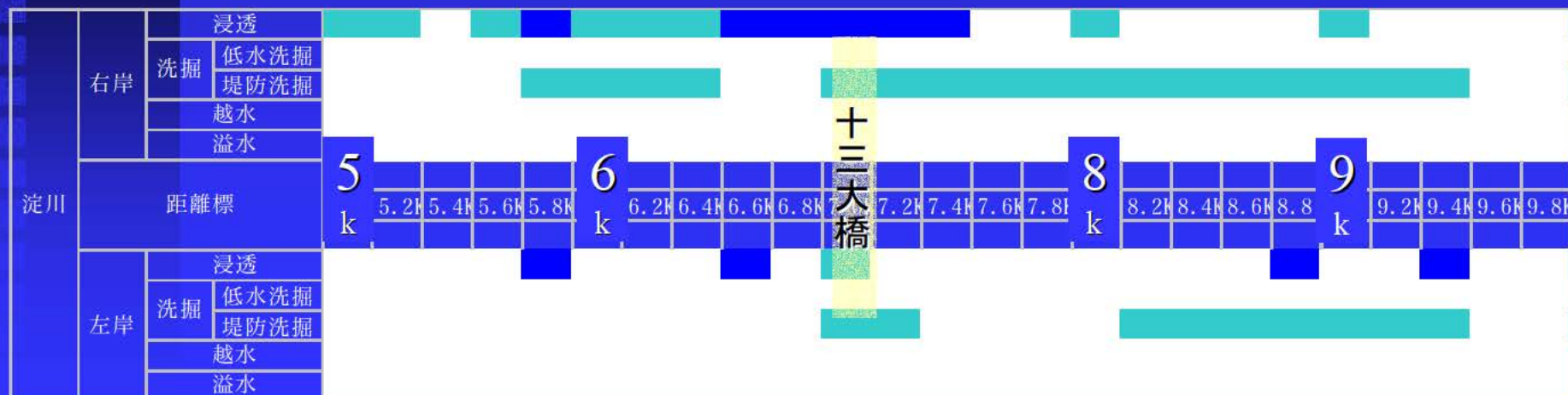
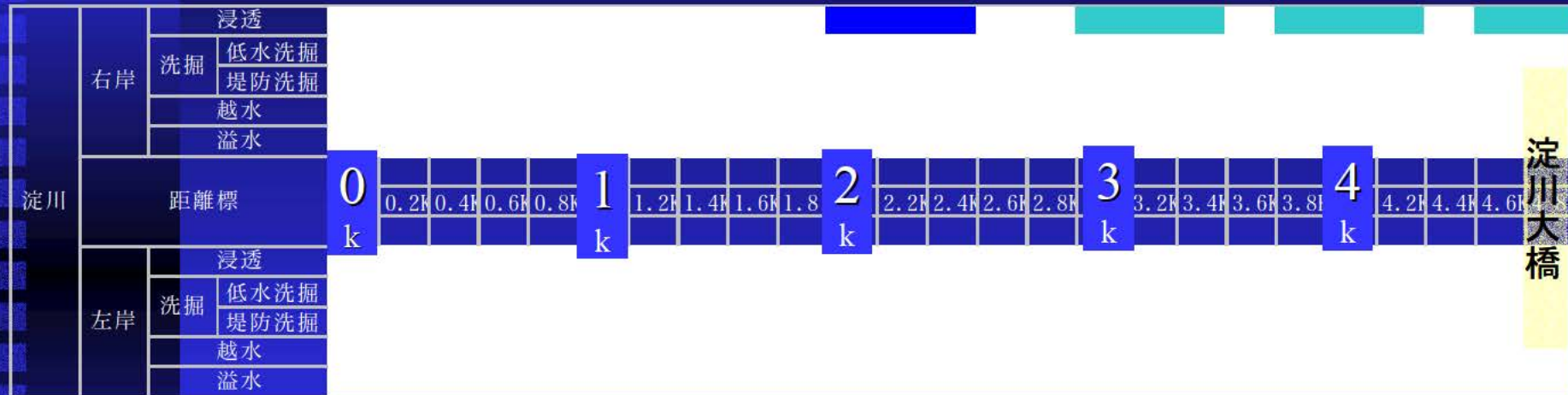


# 5. 破堤危険個所の総括

## 破堤危険個所

(淀川0.0~9.8km)

項目	倍率	0.8	1.0	1.2	1.5	2.0
越水・溢水		Red	Red	Red	Red	Yellow
浸透	D	Blue	Blue	Light Blue	Light Blue	Light Blue
	C	Blue	Light Blue	Light Blue	Light Blue	Light Blue
洗掘		Blue	Light Blue	Light Blue	Light Blue	Light Blue

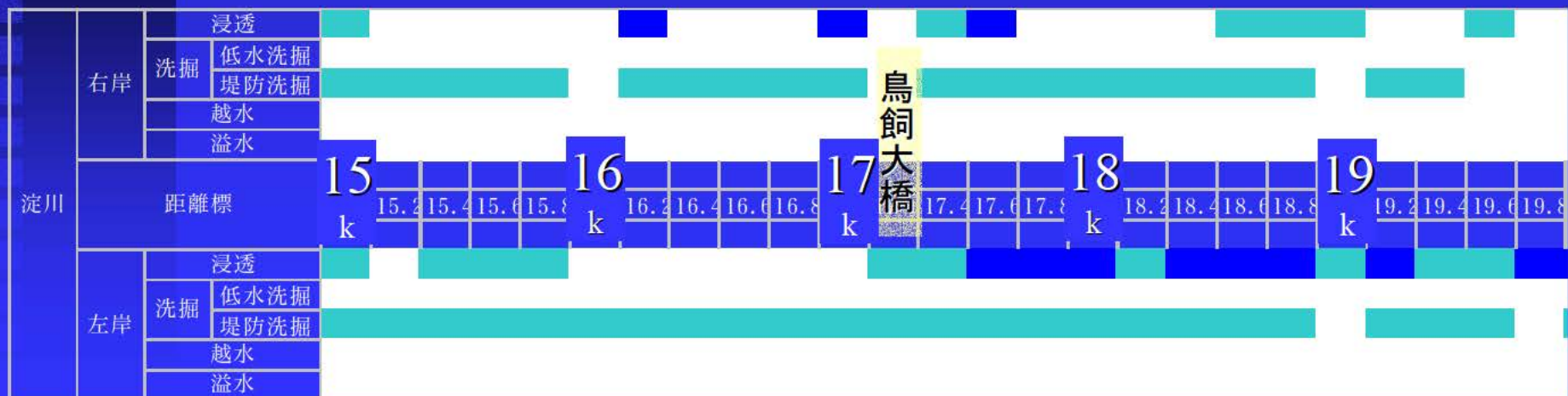
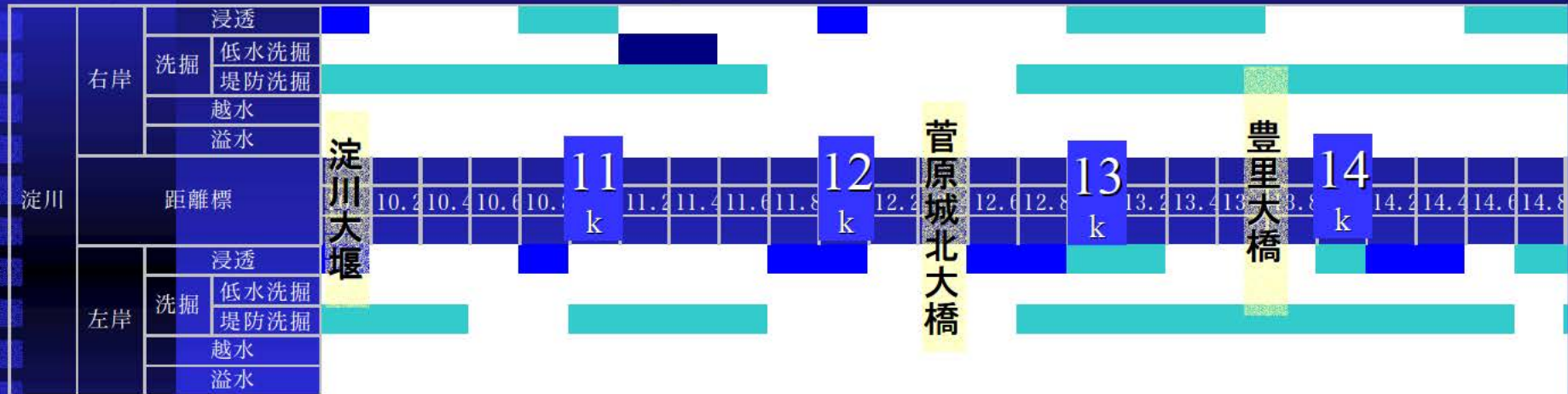


# 5. 破堤危険個所の総括

## 破堤危険個所

(淀川10.0~19.8km)

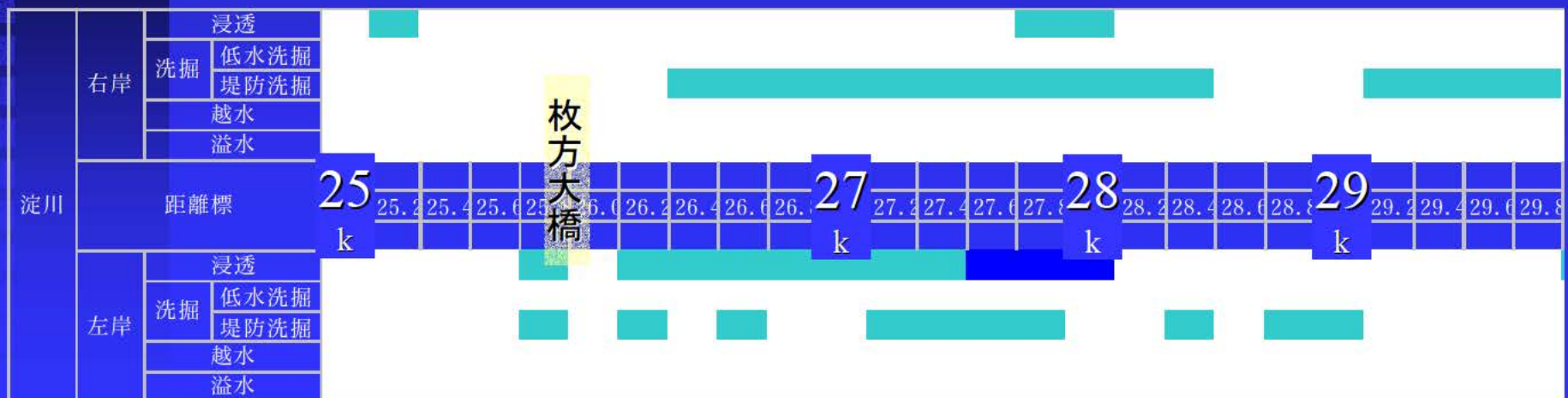
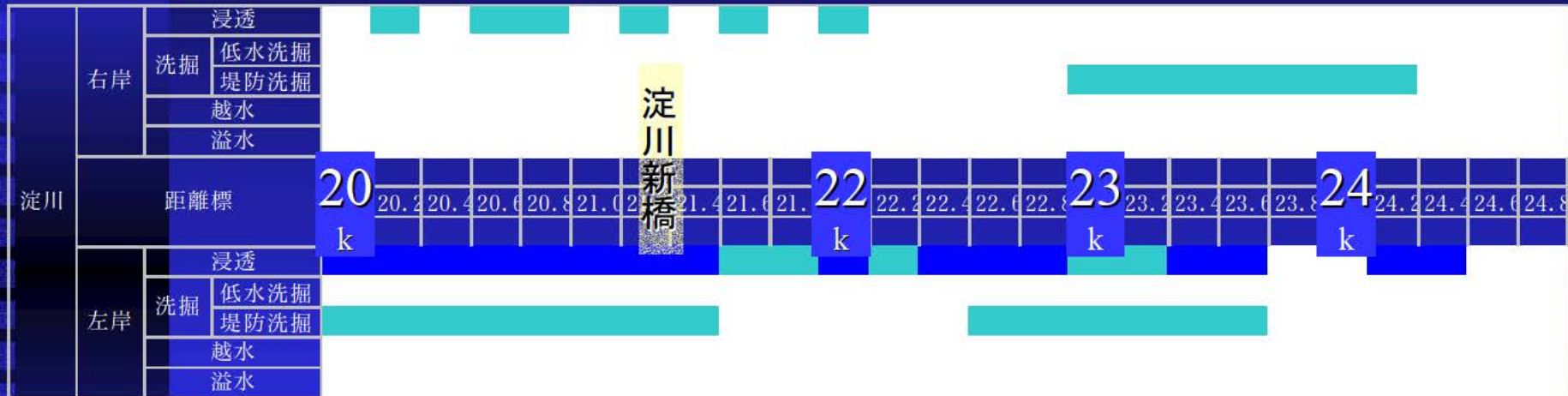
項目	倍率				
	0.8	1.0	1.2	1.5	2.0
越水・溢水	Red	Red	Red	Red	Yellow
浸透	D	Blue	Light Blue	Light Blue	Light Blue
	C	Blue	Light Blue	Light Blue	Light Blue
洗掘	Blue	Blue	Light Blue	Light Blue	Light Blue



# 5. 破堤危険個所の総括

## 破堤危険個所 (淀川20.0~29.8km)

項目	倍率	0.8	1.0	1.2	1.5	2.0
越水・溢水		Red	Red	Red	Red	Yellow
浸透	D	Dark Blue	Blue	Light Blue	Light Blue	Light Blue
	C	Dark Blue	Light Blue	Light Blue	Light Blue	Light Blue
洗掘		Dark Blue	Blue	Light Blue	Light Blue	Light Blue





# 5. 破堤危険個所の総括

## 破堤危険個所

(淀川30.0~35.0km)

項目	倍率	0.8	1.0	1.2	1.5	2.0
越水・溢水		Red	Red	Red	Red	Yellow
浸透	D	Dark Blue	Blue	Light Blue	Light Blue	Light Blue
	C	Dark Blue	Light Blue	Light Blue	Light Blue	Light Blue
洗掘		Dark Blue	Blue	Light Blue	Light Blue	Light Blue

