



Pacific Cycling Road Cycling Map

~ Don't Rush! Take It Fast-and-Slow! ~

This golden route passes through some of Japan's most scenic and touristic areas. Don't rush! Find a fast-and-slow rhythm that lets you experience the full richness of Japan.

Kanagawa Pref. [West ver.]



Rules for Bicycles

- In general, bicycles are to ride on the road.
 - *Bicycles follow the same rules as cars
 - *Always ride on the left side of the road.
 - *When traveling on sidewalks, give pedestrians priority and travel on the road side of the route.
 - *When bicycles can normally use sidewalks
 - When there are signs indicating that bicycles may use the sidewalk
 - When the rider is under 13, 70 or older, or has a physical disability
 - When traffic conditions require riding on the sidewalk for safety
 - *Tandem bikes cannot use sidewalks.
- Obey traffic signals and always come to a complete stop at stop signs.
- Riding while using a cellphone, headphones with high volume or an umbrella is prohibited.
- Riding under the influence of alcohol and riding double (riding beyond capacity limit) are strictly forbidden.
- Do not ride side-by-side. Always ride single-file.
- Turn on lights at night and in tunnels.
- Get a bicycle damage liability insurance plan.

[Wear a cycling helmet!]
Many people dying in cycling accidents suffer serious injury to their heads. Prepare for accidents by wearing a helmet that will protect your head while riding.

Safety Checklist

Regularly ☒ check the following.

- ☐ Brake adjustment
- ☐ Chain oil/air pressure
- ☐ Remaining light battery (front and back)

[Tire Condition]

- ☐ Cracks in the tread?
- ☐ Can you see the cloth/thread?
- ☐ Hole worn in the tread?
- ☐ Object stuck in the tire?
- ☐ Tire noise while riding?
- ☐ Recently inspected? (Recommended at least once a year)


If there is any problem, visit a bicycle shop for adjustment or repair. And be sure to get a checkup at a bicycle shop before a special event or long ride.

*Check brakes again before descending!

*There are many tunnels. Attach lights to both front and back!

[Beware of Thieves]

Nothing ruins your ride like a stolen bicycle. Don't let your bicycle be taken from a rack. If you can't see it, be sure it is locked!



Updated December 2020



Pacific Cycling Road Cycling Map

More information on our website



~ Don't Rush! Take It Fast-and-Slow! ~

This golden route passes through some of Japan's most scenic and touristic areas. Don't rush! Find a fast-and-slow rhythm that lets you experience the full richness of Japan.

Wakayama Pref.



Shirasaki Sea Coast

Mie Pref.



Meotoiwa (wedded-rocks)

Aichi Pref.



Cape Irago Lighthouse

Shizuoka Pref.



Mt. Fuji

Kanagawa Pref.

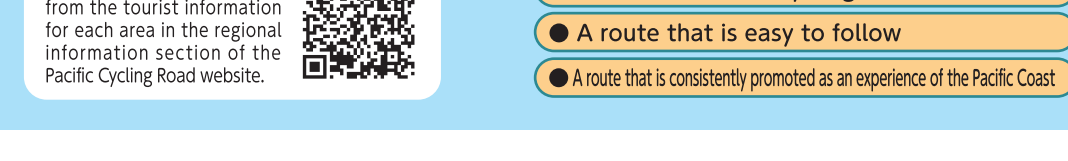
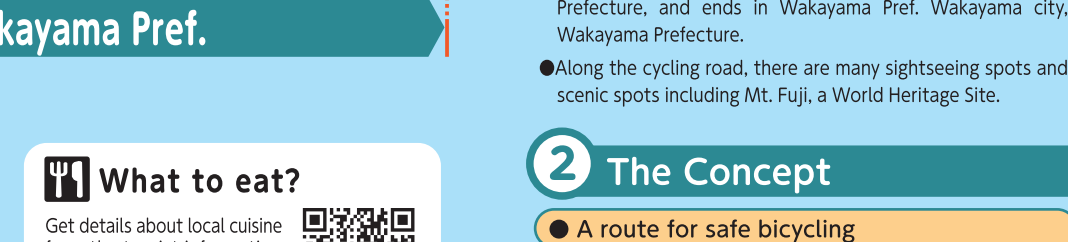
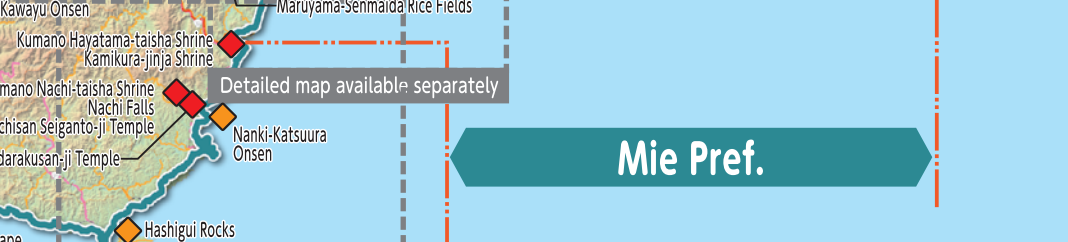
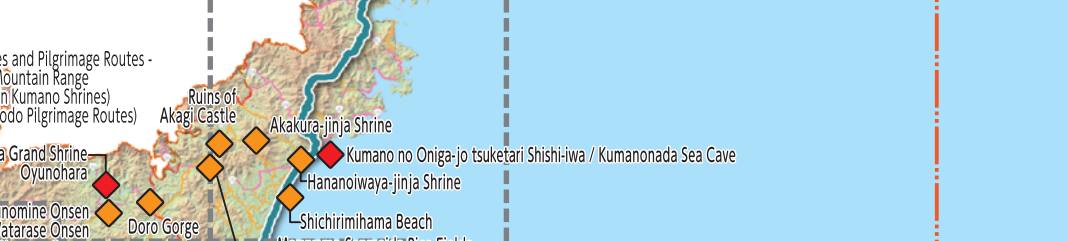
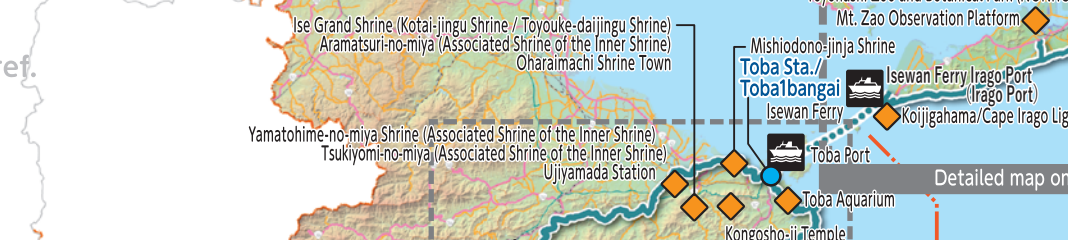
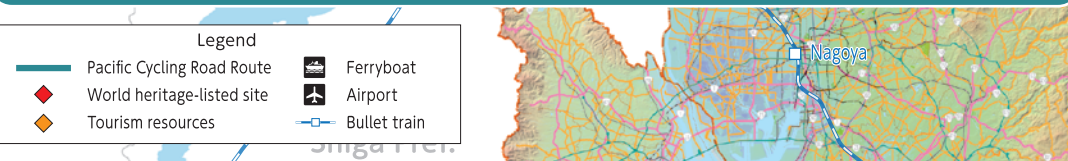
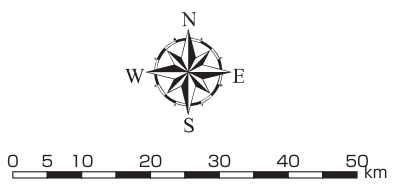


Shonan Sea Coast

Chiba Pref.



Inubasaki



3 Road markings and information signs

A Information sign




B Road marking



Arrow type road marking



C Information on maps and website



D. Pacific Cycling Road Unified Logo

- The Pacific Waves Design was modeled after the Seigaiha, a pattern of blue ocean waves which is a Japanese famous pattern.
- The image that represents the beauty of Japan's Pacific Ocean Coast for both domestic and foreign tourists to enjoy while participating in slow tourism by bicycle.
- The great benefits from the sea spanning six prefectures are put into the six seas, and the warm blue color expresses a calm and enveloping ocean.
- The bicycle was designed to be as simple as possible and easy to see and understand.

Created by: Sayaka Koyanagi, Yokohama Art University

Traveling with a Bicycle on Public Transport

- The JR railway and some other public transport companies allow bicycles inside passenger carriages if they are folding bicycles, or if they are disassembled and inside a carry bag. Please inquire about the policy of each transport company.
- Bicycles with protruding or unfolded parts may not be allowed.
- Bicycles may be excluded during periods when transport is crowded.
- Please take care not to disturb others when disassembling and assembling your bicycle before and after your ride.


Bicycle delivery information

- See the website for more details.



Seino Transportation

Kangaroo Cycling Event Package Kangaroo Cycling Transport



Sagawa Express



Ferries

Tokyo-wan Ferry Required time ... About 40 min.



Isewan Ferryboat Required time ... About 55 min.



Surugawan Ferryboat Required time ... About 70 min.



Cycle Station

Feel free to stop by on your trek to rest at these places provided along the route of the Pacific Cycling Road in each prefecture. For details see the Pacific Cycling Road website.

In case of emergency

In case of accident

When there is an injury, contact life-saving ambulance services first
TEL119 (Ambulance) TEL110 (Police)



Cyclists using rental bikes should contact the rental shop.

Contact in case of bicycle issues

For details, see the Pacific Cycling Road website.





Pacific Cycling Road

Kanagawa Pref.[West ver.]

Pacific Cycling Road website

The website provides links to local information and route information using Google Maps.



Kanagawa Pref.

Cyclists can cycle along the Shonan coast between Inamuragasaki in Kamakura to Enoshima while enjoying views of both Enoshima and Mt. Fuji.

Kanagawa pref. Facility information

Accommodation			Cycle Station		
No.	Name	Phone	No.	Name	Phone
2	Yanagishima Camping Ground	0467-87-1385	7	Oiso Port	0463-61-4329
			8	Oiso Joyama Park	0463-61-0355
			9	Fishing Port Station TOTOCO Odawara	0465-20-6336



Odawara Castle



Yugawara Onsen

Kanagawa Pref. Shizuoka Pref.
Prefectural border to Kurihama Port,
ocean route, 104km

Nebukawa Intersection B

Shin Fukuura Solid to Nebukawa,
mountain route, 9km

Fishing Port Station
TOTOCO Odawara

Legend		Town Hall		Sights	
	Pacific Cycling Road		Town Hall		Sights
	Road Fork		Toilet		Bicycle Rental
	Gateway		Post office		Bicycle Shop
	Cycle Station		Hot spring		Bicycle Rack
	Accommodation		Ride info (hilly road)		Lodgings
	World heritage-listed site		Hospital		Restaurant
	Tourism resources		Bicycle Repair Facility		Convenience Store
	Ferry				
	City Hall				

Shin Fukuura Solid
Manazuru Town Office
Yugawara Plum Grove
Nakagawa Kazumasa Art Museum
Mitsubishi Beach
Endo Shell Museum
To Atami

